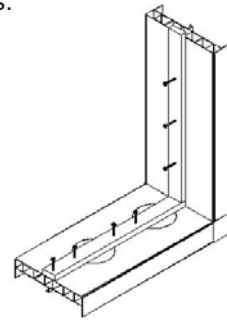


# Details: Recessed Windows

It is easy to create a recessed window or door using VBUCK®. Allow for an opening larger than the rough opening (R/O) called out by the window manufacturer double the height of the material used to create the recess.

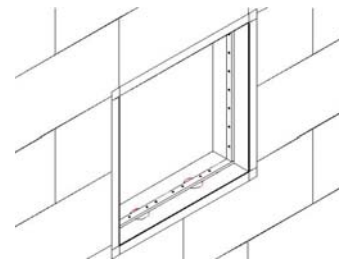
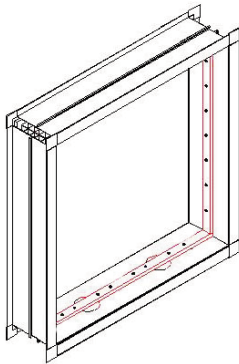
- 1 Cut VBUCK® to size larger than double recess material height.  
EX: If using CPVC window stop, cut R/O 1.5" larger. If using 2 x 4, cut R/O 3" larger than opening.

- 2 When concrete is set and bracing removed, attach recess material to proper recessed measurement using **fine thread**, self drilling screws.



- 3 Use exterior caulk around material to achieve proper seal.

- 4 Install window according to window manufacturer's instructions.



# VBUCK®

U.S. PAT. 5,996,293 & 6,070,375  
Canadian PAT. 2,255,256

VBUCK® is made  
of 100%  
Post  
Industrial Waste

[www.vbuck.com](http://www.vbuck.com)

Office: 435-752-8453 • FAX: 435-750-6948 • Toll Free: 888-57-VBUCK (578-2825)